



# FIN MURAL

felt wall



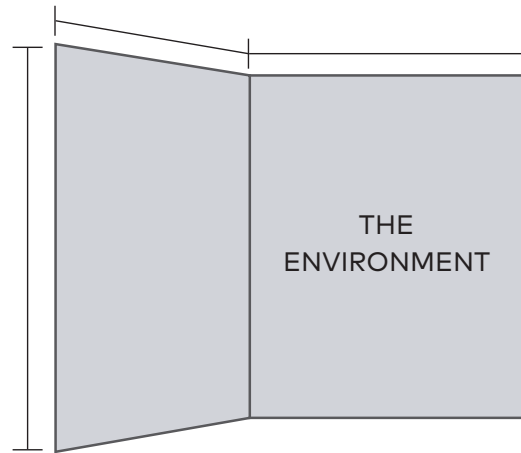




# HOW TO SPECIFY

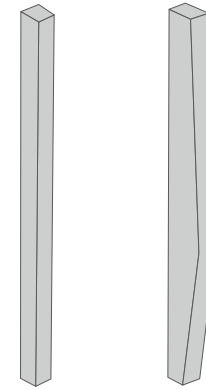
Fin Mural is your dynamic art canvas. Use our color palette to create custom acoustic artwork. Each slat is a design brush stroke meant to convey a message – what’s yours?

## 01 SPECS




Tell us about your space, the design, and dimensions.

## 02 SLAT STYLE




Fin comes in two standard styles. Get it angled or straight.

## 03 COLORS



Standard. Woodgrains. Customs. What’s your color? (See page 6)

## 04 MAKE IT YOUR OWN!



Spec your own mural design.

## SHADES by MPS™



Spec your own color, gradient, or woodgrain. (See page 6)




# PRODUCT SPECIFICATIONS

## STANDARD DIMENSIONS

Single Panel            23"W x 119"H

Felt Thickness        2"



\*Customize width using 23" standard panels



# PRODUCT SPECIFICATIONS

## CONNECTION

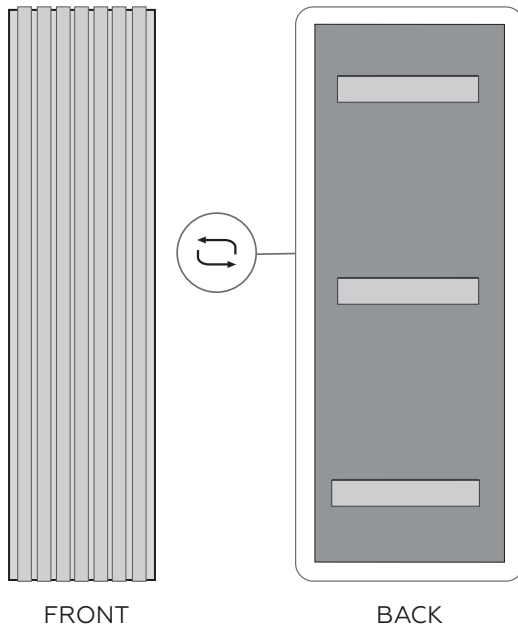
Backer panel is screwed to the wall.

Each slat hooks into slots on backer panel.

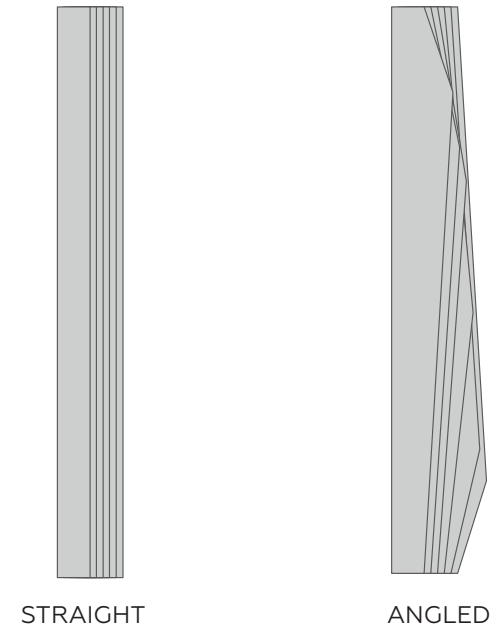
## ADDITIONAL OPTIONS

Configurations: Straight or angled slats.

## ACOUSTIC ENHANCERS



## SLAT STYLE







# TECHNICAL SPECIFICATIONS



## Absorption

Standard: .85 NRC

(subject to mounting conditions)

## Fire Rating

ASTM E84 Class A

## Warranty

Two (2) Years

## VOC

ASTM D5116 Compliant

## Material

PET Felt: 100% polyester fiber

## Maintenance

Vacuum clean to remove dust and debris

## Sustainability

**MPS 9mm Acoustic Panels**  
**MPS LLC**

**Final Assembly:** Trenton, Texas, USA  
**Life Expectancy:** 50 Year(s)  
**End of Life Options:** Salvageable/Reusable in its Entirety, Take Back Program (Trenton, TX), Recyclable (100%)

**Ingredients:**

**MPS 9mm PET:** Polyethylene Terephthalate

**Living Building Challenge Criteria:** Compliant

**I-13 Red List:**

<input checked="" type="checkbox"/> LBC Red List Free	% Disclosed: 100% at 100ppm
<input type="checkbox"/> LBC Red List Approved	VOC Content: Not Applicable
<input type="checkbox"/> Declared	

**I-10 Interior Performance:** CDPH Standard Method v1.2-2017  
**I-14 Responsible Sourcing:** Not Applicable

MPS-0001  
EXP. 01 NOV 2025  
Original Issue Date: 2022

MANUFACTURER RESPONSIBLE FOR LABEL ACCURACY  
INTERNATIONAL LIVING FUTURE INSTITUTE™ [living-future.org/declare](http://living-future.org/declare)





# COLORS & WOODGRAINS

MPS offers a range of standard colors, woodgrains, and custom colors with SHADES.

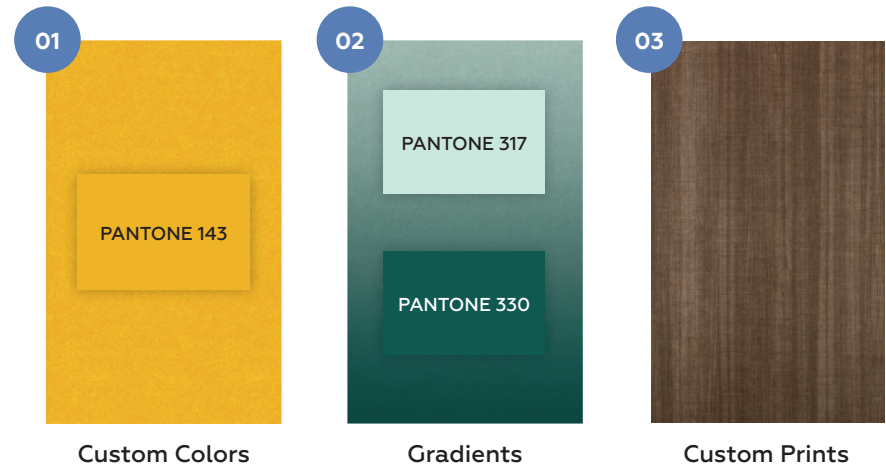
## STANDARD COLORS



## WOODGRAINS



## SHADES by MPS



Your design world revolves around color, so don't be limited by standard colors and outdated palettes. SHADES offers Pantone options, full-color prints, and unique gradients. Flat or Heathered? Your choice.

\*Some limitations apply. Consult your MPS acoustics expert to discuss your project.





# MOUNTING OPTIONS

## TOOLS REQUIRED



Cutting tool



Steel straightedge



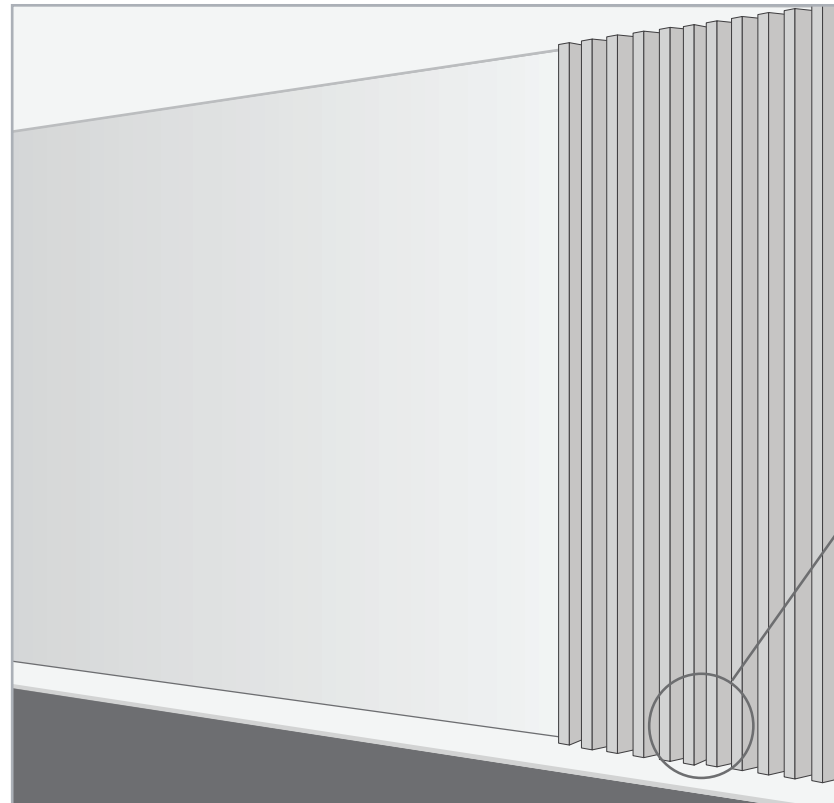
Drill



Screws

## DRY FIT

Before screwing in backer, dry fit the first panel to the wall.



Note: to avoid irregularity, we recommend applying to the top of a baseboard.



# MOUNTING OPTIONS

## MOUNTING FIN MURAL

Screw the backer panel and enhancers to the wall, then hook the Fin Mural slats into the slots.

