



CREEP

felt wall & ceiling system



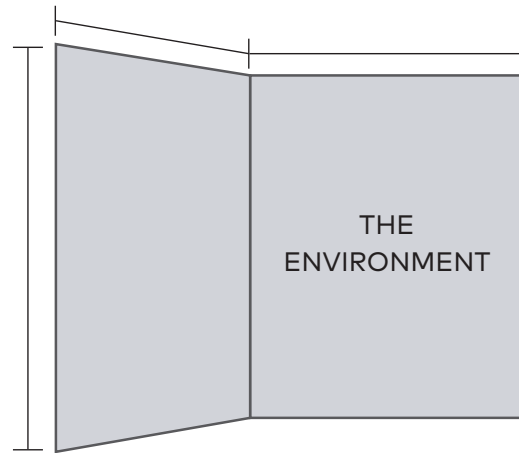


HOW TO SPECIFY

Creep provides a uniquely effective wall panel and baffle design with a low-profile aesthetic.

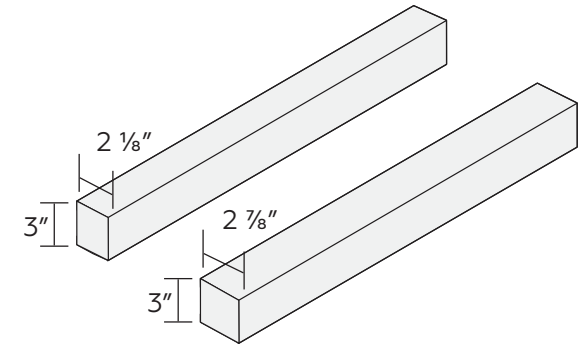
The orientation of this unique acoustic system can be configured vertically, horizontally, or in virtually any custom design layout.

01 SPECS



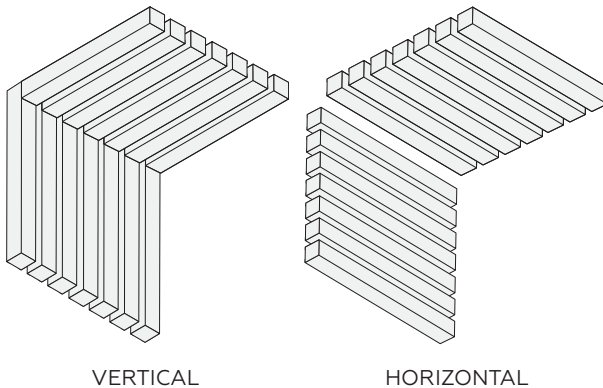
Tell us about your space, the design, and dimensions.

02 SLAT SIZE




What slat size does your design call for? Creep is offered in two standard sizes.

03 ORIENTATION




Creep comes in two orientations.
Get it vertical or horizontal.

04 COLORS



Standard. Woodgrains. Customs.
What's your color? (See page 6)

05 MAKE IT YOUR OWN!

SHADES by  MPS™




Spec your own color, gradient, or
woodgrain. (See page 6)



PRODUCT SPECIFICATIONS

CUSTOM BAFFLE DIMENSIONS

Variable Length	24" - 119"L
Small	3"D x 2 1/8"W
Large	3"D x 2 7/8"W

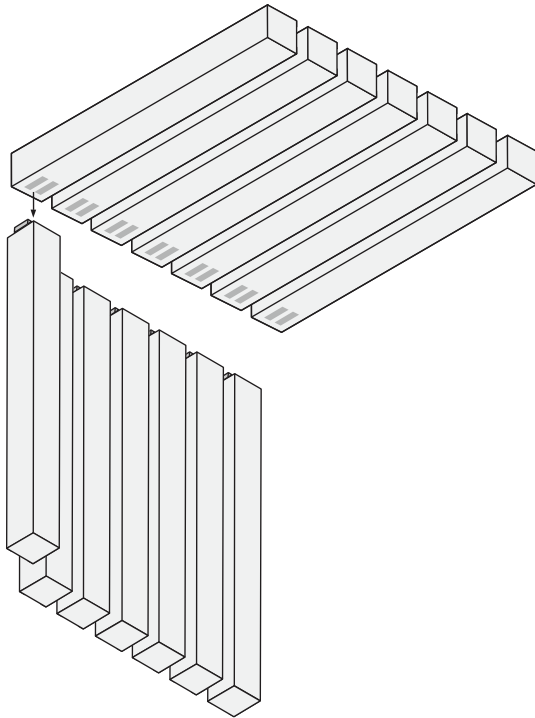




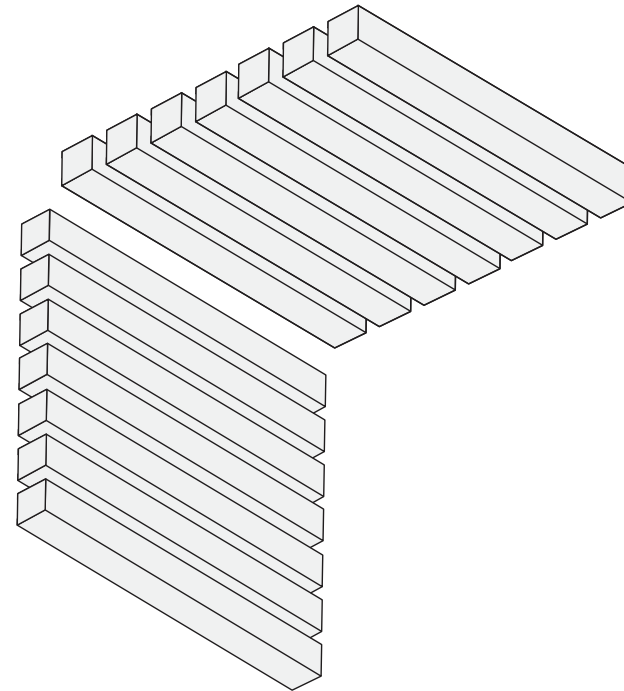
PRODUCT SPECIFICATIONS

ORIENTATION OPTIONS

Creep comes in two standard orientations.



VERTICAL



HORIZONTAL



TECHNICAL SPECIFICATIONS



Absorption

Standard: .85 NRC

(subject to mounting conditions)

Fire Rating

ASTM E84 Class A

Warranty

Two (2) Years

VOC

ASTM D5116 Compliant

Material

100% PET acoustic felt

Maintenance

Vacuum clean to remove dust
and debris

Sustainability



MPS 9mm Acoustic Panels

MPS LLC

Final Assembly: Trenton, Texas, USA
Life Expectancy: 50 Year(s)
End of Life Options: Salvageable/Reusable in its Entirety, Take Back Program (Trenton, TX), Recyclable (100%)

Ingredients:

MPS 9mm PET: Polyethylene Terephthalate

Living Building Challenge Criteria: Compliant

I-13 Red List:

■ LBC Red List Free	% Disclosed: 100% at 100ppm
□ LBC Red List Approved	VOC Content: Not Applicable
□ Declared	

I-10 Interior Performance: CDPH Standard Method v1.2-2017
I-14 Responsible Sourcing: Not Applicable

MPS-0001
EXP. 01 NOV 2025
Original Issue Date: 2022

MANUFACTURER RESPONSIBLE FOR LABEL ACCURACY
INTERNATIONAL LIVING FUTURE INSTITUTE™ living-future.org/declare





COLORS & WOODGRAINS

MPS offers a range of standard colors, woodgrains, and custom colors with SHADES.

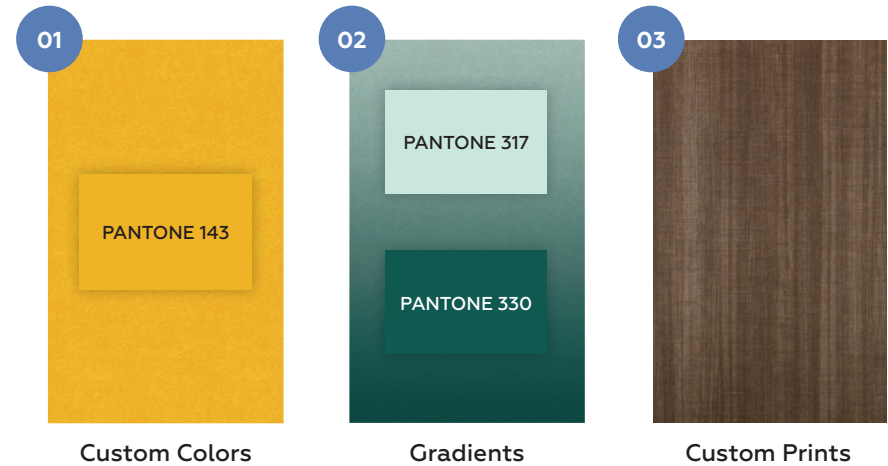
STANDARD COLORS



WOODGRAINS



SHADES by MPS



Your design world revolves around color, so don't be limited by standard colors and outdated palettes. SHADES offers Pantone options, full-color prints, and unique gradients. Flat or Heathered? Your choice.

*Some limitations apply. Consult your MPS acoustics expert to discuss your project.



PRODUCT INSTALLATION

TOOLS REQUIRED



Cutting tool



Steel straightedge



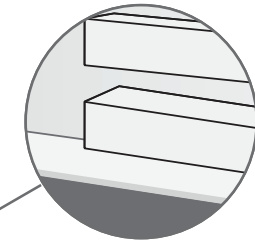
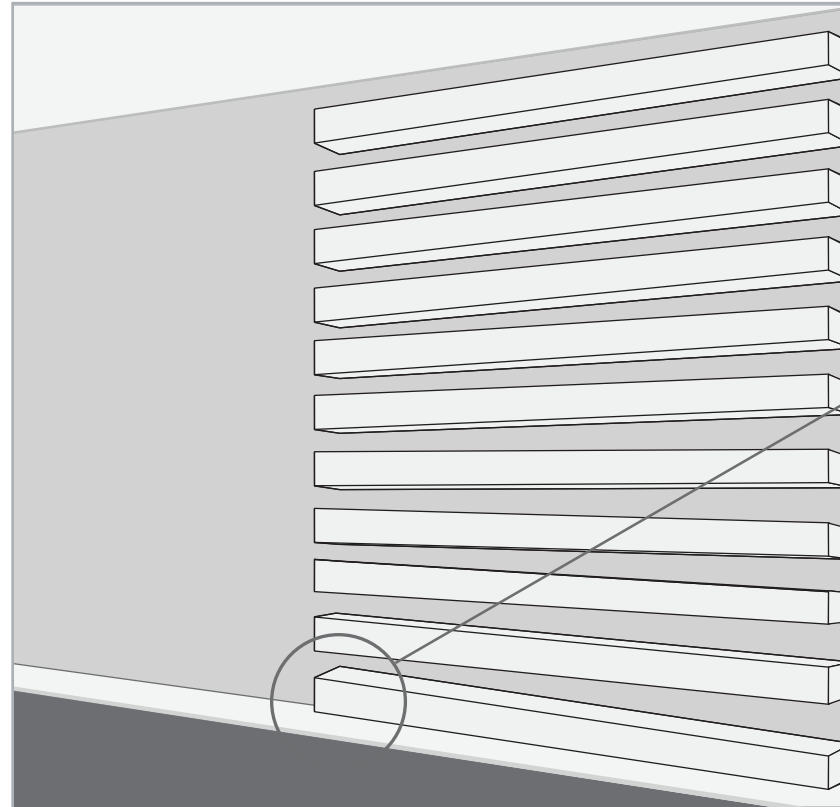
Drill



Screws

DRY FIT

Before mounting, dry fit the first slat to the wall.



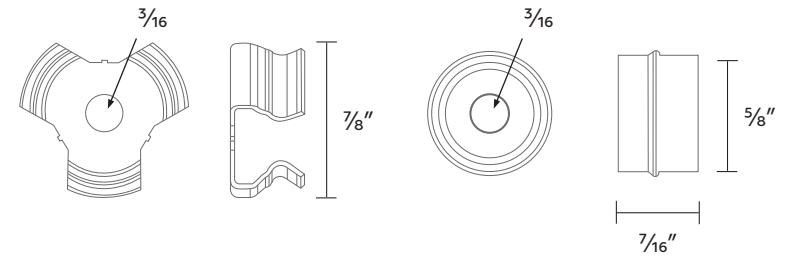
Note: to avoid irregularity, we recommend applying to the top of a baseboard.



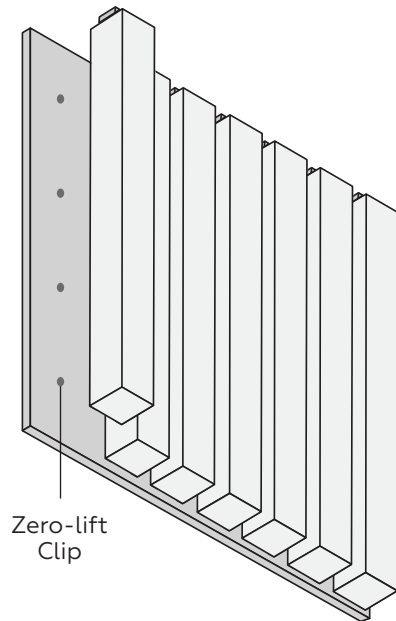
MOUNTING OPTIONS - WALL

CREEP WALL SLATS

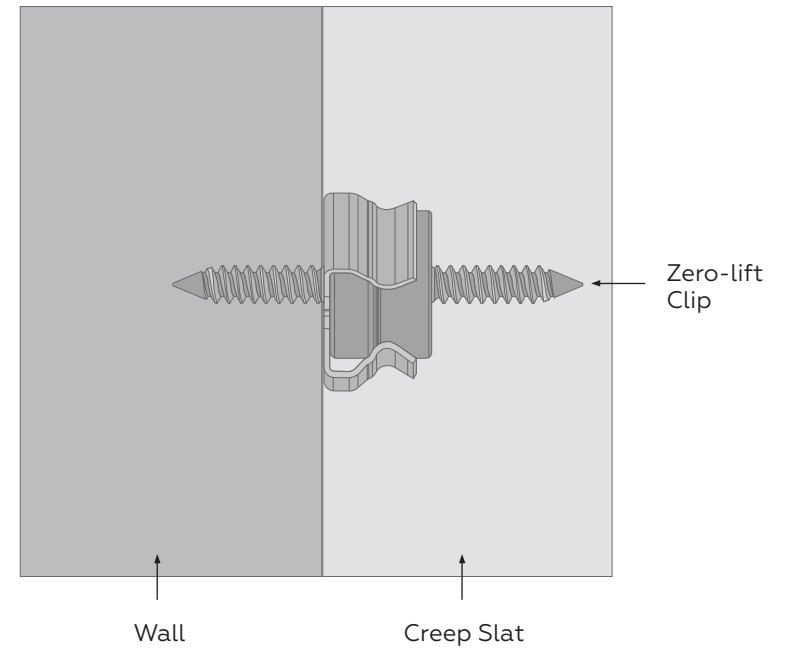
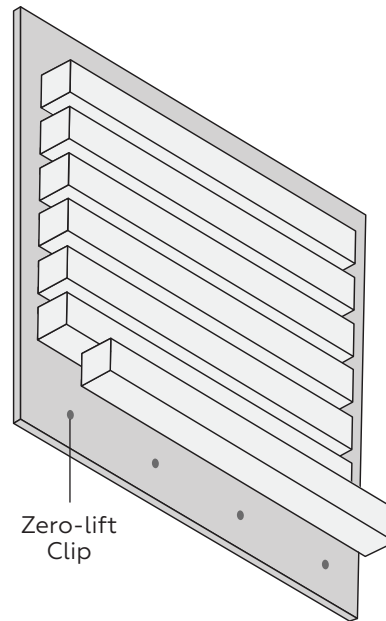
Mount each slat to the wall with zero-lift clips.



VERTICAL



HORIZONTAL





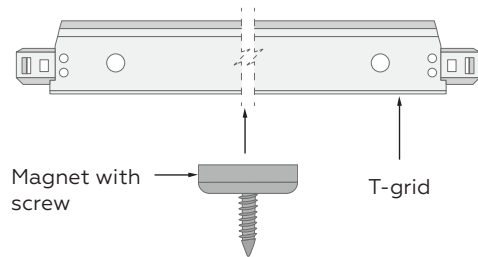
MOUNTING OPTIONS - CEILING

T-GRID MOUNTING OPTIONS

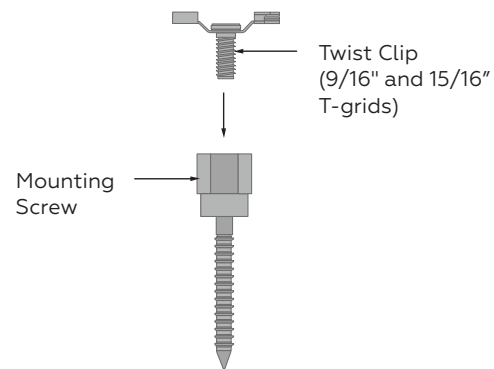
Creep mounted on a 15/16" t-grid is to be installed with magnets, twist clips (also compatible with 9/16" t-grids), or cable grippers.

See details for t-grid mounting options on Joist and Slim product sheets.

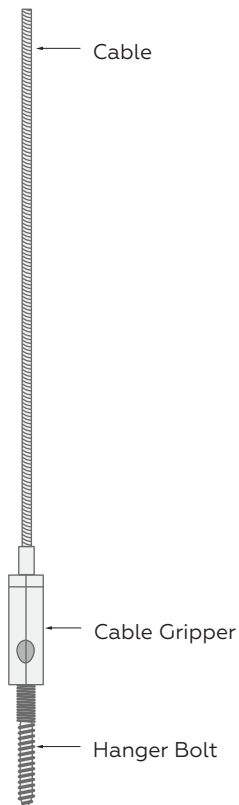
MAGNETS



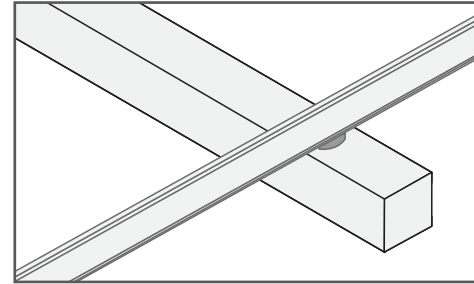
TWIST CLIPS



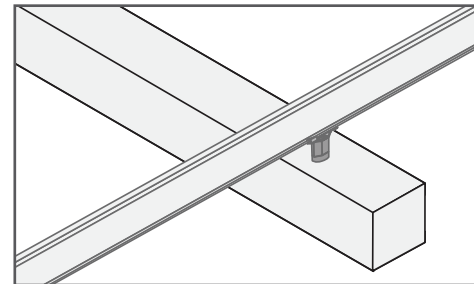
CABLE GRIPPERS



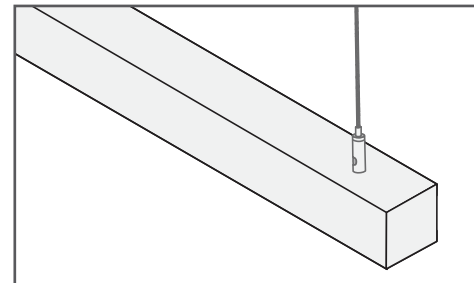
MAGNETS



TWIST CLIPS



CABLE GRIPPERS





MOUNTING OPTIONS - CEILING

DRYWALL CEILING MOUNTING

Creep mounted on a drywall ceiling is to be installed with zero lift clips.

ZERO-LIFT CLIPS

