



ENTWINE





MINIMALIST DESIGN MEETS ACOUSTIC PERFORMANCE

Entwine adds color, and movement to your space, bringing a geometric spin on billowing of clouds in nature. Entwine adds bold colors and statement lines, revealing confidence and innovative spirit, while also removing unwanted noise and echo from the workspace.

Available in any combination of 20 colors and one standard module dimension:

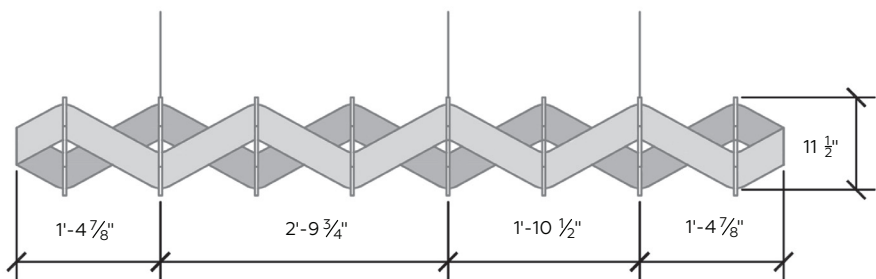
90" L x 90" W x 11 1/2" H

PRODUCT SPECIFICATIONS

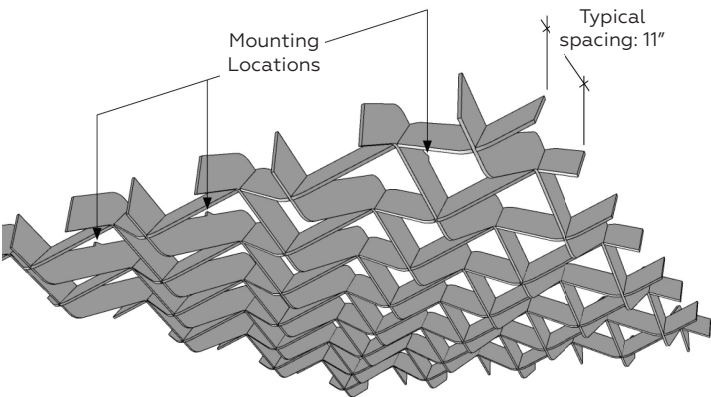
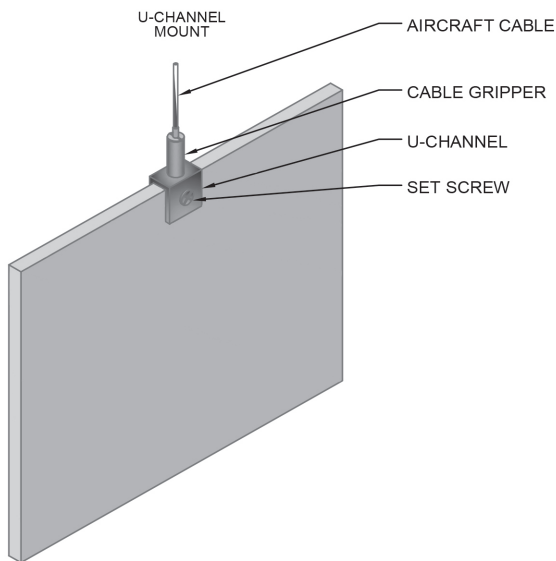
PROFILE




ELEVATION




INSTALLATION






Entwine comes in 20 standard colors plus 10 woodgrains and textures.

Need something custom? Just ask.



24 SNOW



43 IVORY



07 SAND




03 MARBLE




11 LEMON



06 ORANGE




25 CHERRY




13 WINE



12 AVOCADO



46 GREEN APPLE



15 EVERGREEN



26 GRAPE



05 BLUE SKY



01 BLUEBERRY



39 EARTH



18 GRANITE




02 MOSS



33 SLATE



04 GRAPHITE



09 ONYX

Go ahead, design in full color.
Any shade you want.

SHADES

by



TECHNICAL SPECIFICATIONS

Absorption

Average NRC 0.85.
(subject to thickness and mounting conditions)

Material

100% polyester fiber acoustic felt.

Eco-Friendly

Yes! 60% recycled PET materials, 40% new material, non-toxic, non-allergenic, non-irritant, no coatings or sprays which degrade over time.

Fire Rating

ASTM E84 Class A Fire Spread rating is permanently achieved by infusing 40% new material into the panel. MPS never uses sprays or coatings that degrade and lose their rating status.

Sustainability

