



ENTWINE





A DESIGN TWIST ON ACOUSTICS

Entwine adds color and movement to your space, offering a geometric interpretation of clouds in nature. Entwine adds bold colors and statement lines, revealing confidence and innovative spirit, while also reducing unwanted noise and echo within the workspace.

Available in suggested colorways or any combination of 20 standard colors. Entwine is offered in a standard module dimension, with custom sizes also available.


Standard Module:

7'6" L x 7'6" W x 11.5" H

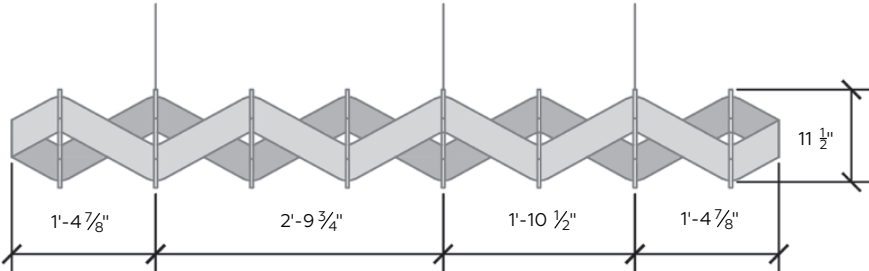
Custom sizes also available

PRODUCT SPECIFICATIONS

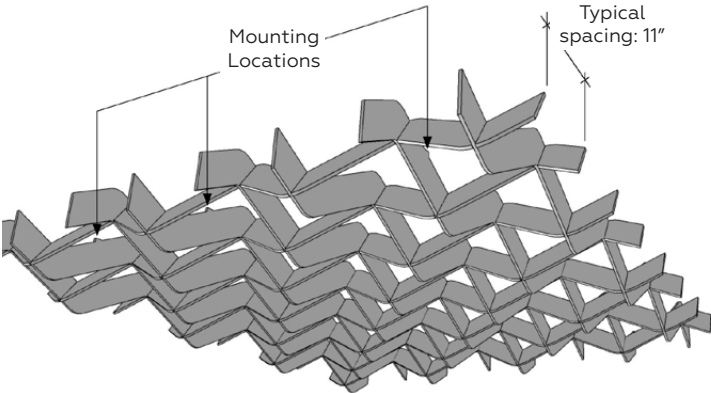
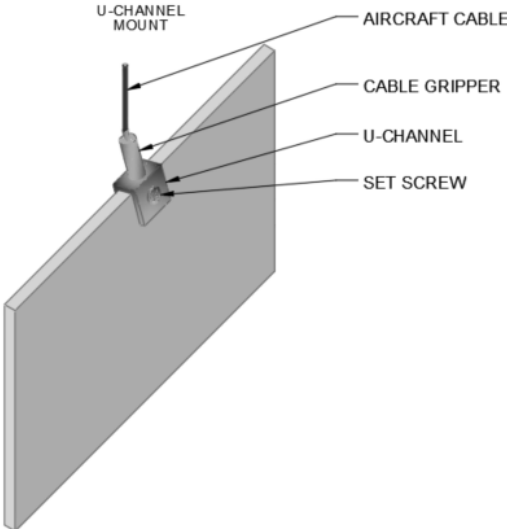
PROFILE



ELEVATION



INSTALLATION





Entwine comes in 20 standard colors.

Mix and match to form your own colorways, or work with our design team to create the right look. Need something custom? Just ask.



TECHNICAL SPECIFICATIONS

Sound Absorption

Average NRC 0.85.
(subject to thickness and mounting conditions)

Material

100% polyester fiber acoustic felt.

Eco-Friendly

Yes! 60% recycled PET materials, 40% new material, non-toxic, non-allergenic, non-irritant, no coatings or sprays which degrade over time.

Fire Rating

ASTM E84 Class A Fire Spread rating is permanently achieved by infusing 40% new material into the panel. MPS never uses sprays or coatings that degrade and lose their rating status.